



## GETTING AROUND



FACULTY  
OF SOCIAL SCIENCES  
Charles University

# AGENDA

- 1) Your very first day in Prague
- 2) Registration at the Foreign Police Office
- 3) Housing and Cafeterias
- 4) Public Transport
- 5) Emergency contacts
- 6) Health Insurance
- 7) Libraries, Printing and Wi-Fi



# YOUR VERY FIRST DAY IN PRAGUE

- **At the airport**

Is your arrival documentation in order? Have you filled the Public Health Passenger Locator Form and you know the rules for entering the Czech Republic? Great!

- **Find the way to your accommodation**

**By taxi:** you can use the apps UBER, BOLT, or take one of the taxis standing outside the airport.

**By bus + metro:** **Either** Bus No. 119 to metro station Nádraží Veleslavín - green line - and then by metro **or** Bus No. 100 to metro station Zličín - yellow line - and then by metro.


You will need a 40 CZK ticket, valid 90 minutes.

- **Check in at your accommodation**

At Charles University dormitory you will need: Your passport or ID card, the original of your Accommodation Voucher, one photograph and the copy of the deposit payment.

If you arrive after the office hours: Don't worry, you will be housed for the night and registered the following day.

- **Relax, you made it!**



# REGISTRATION AT THE FOREIGN POLICE OFFICE

**Are you staying in a CU dormitory?**



You have been already registered by the dormitory office



**Are you staying in a private accommodation?**



You have to register at the **Foreign Police Office**



**When?**

**EU/EFTA** – 30 days after your arrival  
**Non-EU** – 3 days after your arrival



**Take with you:**

- Passport/ID card
- Student ID Card
- Health Insurance valid for the Czech Republic





# HOUSING AND CAFETERIAS

## Charles University Dormitories

- Information and price list
- Accommodation code
- Housing Assistants
- Covid Measures

Night time quiet  
hours: 10 PM – 6 AM

Smoking forbidden

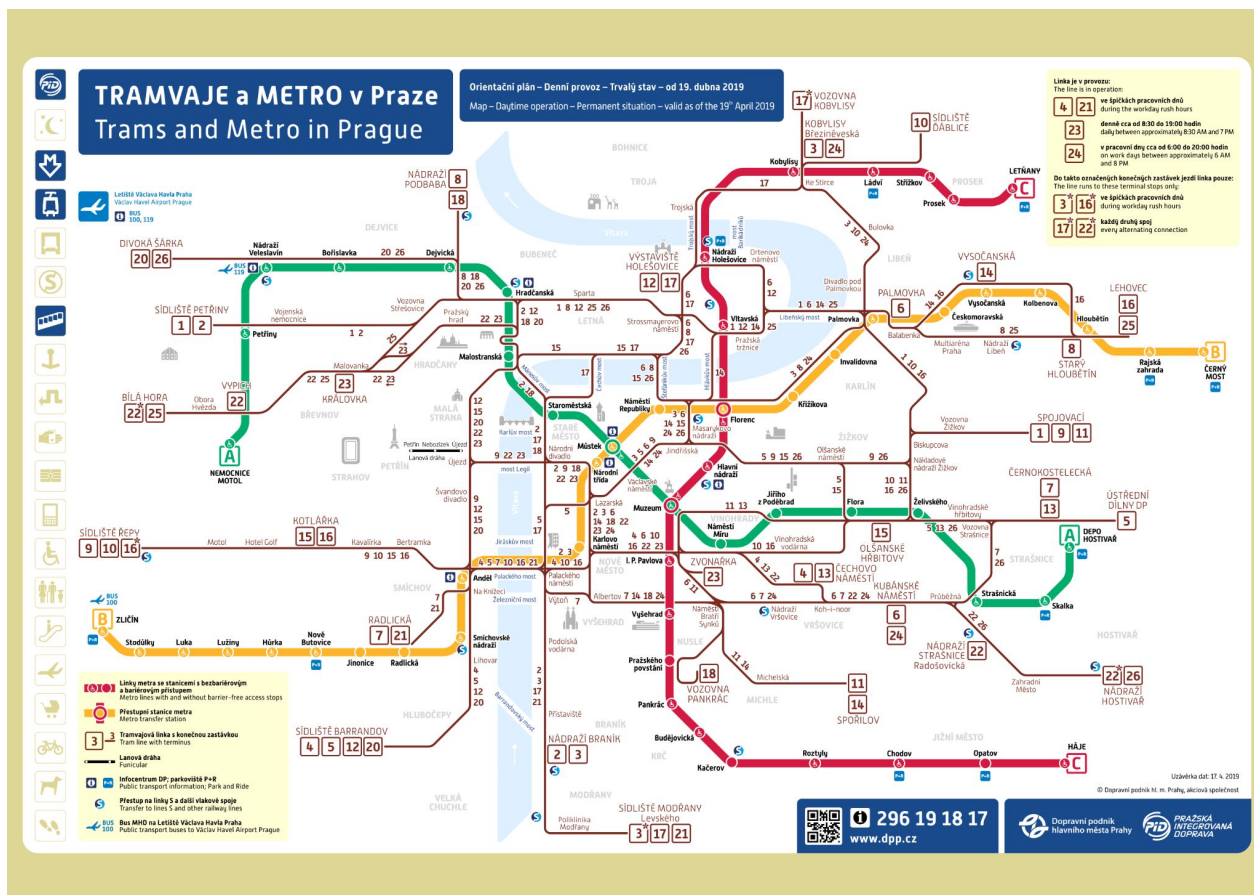
## Private accommodation



## Charles University Canteens



# PUBLIC TRANSPORT



**Prague public transport system:**

3 metro lines  
27 tram lines  
150+ bus lines

Find connections and timetables [here](#)

With its **night timetable**, public transportation is available 24/7.



# PUBLIC TRANSPORT


## 1) SINGLE TICKETS

- You can buy single tickets at the **newsagent's/ticket machines** at the airport/bus stops/via sms/by credit card in all trams.
- Within the chosen time frame (30 min, 90 min,...) you can change as many means of transport as you wish.
- You must **activate your ticket** once you enter the public transport/metro area.
- No student discount available.

All tickets are valid on all these means of transport:



Only  needs a special ticket!



Validity	Full price
30 min.	30 CZK
90 min.	40 CZK
24 hod.	120 CZK
72 hod.	330 CZK



# PUBLIC TRANSPORT

## 2) TRAVEL PASSES

- Available for 30 days, 90 days or one year.
- You can buy them at Info Centers by metro stations.
- Discounted rates for students up to 26 years.

### **Students up to 26 years**

**Bring your student ID card  
to buy the discounted pass**

ATTENTION: it can take 24 hours for  
your student profile to be uploaded on  
your card.

### **Students over 26 years**

no discounted rates 😞

**Bring a document with you.**



More information about public transport  
in Prague can be found [here](#).





Pay extra attention to the traffic:  
**tram goes always first!**




**I am the  
boss**

## **FOR YOUR SAFETY ON PUBLIC TRANSPORT...**



**Beware of  
pickpockets!**

# GENERAL EMERGENCY



**General Emergency phone  
number:  
112**

Document and legal issues



Contact your Embassy or Consulate

Additional support in Emergency  
and Crisis Situations



Send an email to [emergency@cuni.cz](mailto:emergency@cuni.cz)

Psychological assistance



Send an email to [counsel@ruk.cuni.cz](mailto:counsel@ruk.cuni.cz)  
More information [here](#)



# HEALTH INSURANCE

## Students from the EU, EFTA countries – having EHIC card

- Before going to a doctor's, double check that he/she has a contract with the Czech Public Health Insurance System
- Your **EHIC card** covers **the costs of standard medical treatment**
- We recommend to register your EHIC card at a **Czech insurance provider** (VZP– or others).  
VZP office address: Na Perštýně 6, Prague 1
- More information here.

## Students from non-EU countries

- You are required to have **your private health insurance**.
- For Visa applications made after August 2, 2021, Health insurance must be may be taken out exclusively with Pojišťovna VZP, a.s. (Comprehensive Insurance).
- More information here.





# LIBRARIES, PRINTING, WI-FI

## Faculty libraries:

- located at **Hollar** and **Opletalova** building
- Free of charge, bring your student ID card
- Loan period 30 days, 2x extended



## **Other libraries:**



Klementinum – historical library  
located in the city center



National Library of Technology at Dejvicka

**Wi-Fi:** EDUROAM - <http://uvt.cuni.cz/UVTENG-20.html>

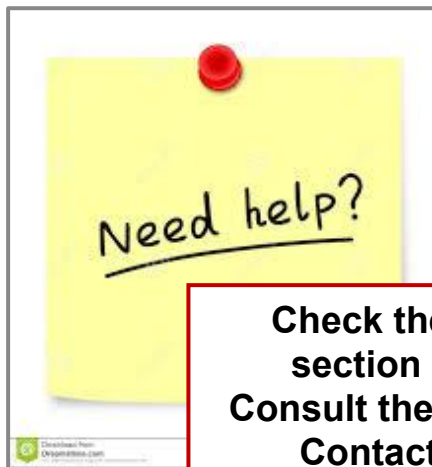
**Printing:** Available in dormitories, computer labs and libraries for a small charge.





# CHECK LIST - WHAT TO DO UPON ARRIVAL

- ✓ Register at the **Foreign Police Office**
- ✓ Buy your **travel pass**
- ✓ EU nationals - **validate your Health Insurance** at VZP
- ✓ NON-EU nationals – **check that you have valid Health Insurance**



Check the web  
section LIFE  
Consult the manual  
Contact us!

