




# RESULTS FILE

## Data appendix to the thesis "Influence of renewable networks on transmission system"

Menu:

- 1 [Analytical Summary](#)
- 2 [Changes tables](#)
- 3 [Lines, detail](#)
- 4 [Profiles](#)

Note:

- In the scenario sheets, lines have different background colors. The meaning is following:
  -  CZECH CROSS-BORDER LINES
  -  CENTRAL EUROPEAN CROSS-ZONAL LINES
  -  CROSS-BORDER LINES TO NEIGHBOURING STATES OF CEN
- AuxXXXXX denotes auxiliary node in the grid (added where lines with
- Lines are named only in the case of the Czech Republic and Germany
- Hourly line flows are given in MW

ns in Central Europe"

ITRAL EUROPE

nout substation cross