



GETTING AROUND



AGENDA

- 1) Your very first day in Prague
- 2) Registration at the Foreign Police Office
- 3) Housing and Cafeterias
- 4) Public Transport
- 5) Emergency contacts
- 6) Health Insurance
- 7) Libraries, Printing and Wi-Fi



YOUR VERY FIRST DAY IN PRAGUE

- **FSS web site**

Check our web site, regular info updating, especially [Arrival Info](#)

- **At the airport**

Is your arrival documentation in order? You know the rules for entering the Czech Republic? Great!

- **Find the way to your accommodation**

By taxi: you can use the apps UBER, BOLT, or take one of the taxis standing outside the airport.

By bus + metro: **Either** Bus No. 119 to metro station Nádraží Veleslavín - green line - and then by metro **or** Bus No. 100 to metro station Zličín - yellow line - and then by metro.

You will need a 40 CZK ticket, valid 90 minutes.

- **Check in at your accommodation**

At Charles University dormitory you will need: Your passport or ID card, the original of your Accommodation Voucher, one photograph and the copy of the deposit payment.

If you arrive after the office hours: Don't worry, you will be housed for the night and registered the following day.

- **Relax, you made it!**



REGISTRATION AT THE FOREIGN POLICE OFFICE

Are you staying in a CU dormitory?



You have been already registered by the dormitory office



Are you staying in a private accommodation?



You have to register at the Foreign Police Office



When?

EU/EFTA – 30 days after your arrival
Non-EU – 3 days after your arrival



Take with you:

- Passport/ID card
- Student ID Card
- Health Insurance valid for the Czech Republic



REGISTRATION AT MOI

Visa Holders



You don't need to register.
Only when you need to apply
for the renewal – long term
residence permit.

Residence Permit Holders



Entering visa valid a few months.
Obligation to register at MOI
days after the arrival or
immediately after the self
quarantine



MOI Student Office – Hladkov
Online Appointment needed
Phone Reservation - 974 801 801

- Registration after the arrival
- Biometrics - Czech ID Card
- Visa Renewal



HOUSING AND CAFETERIAS

Charles University Dormitories

- Information and price list
- Accommodation code
- Housing Assistants
- Covid Measures



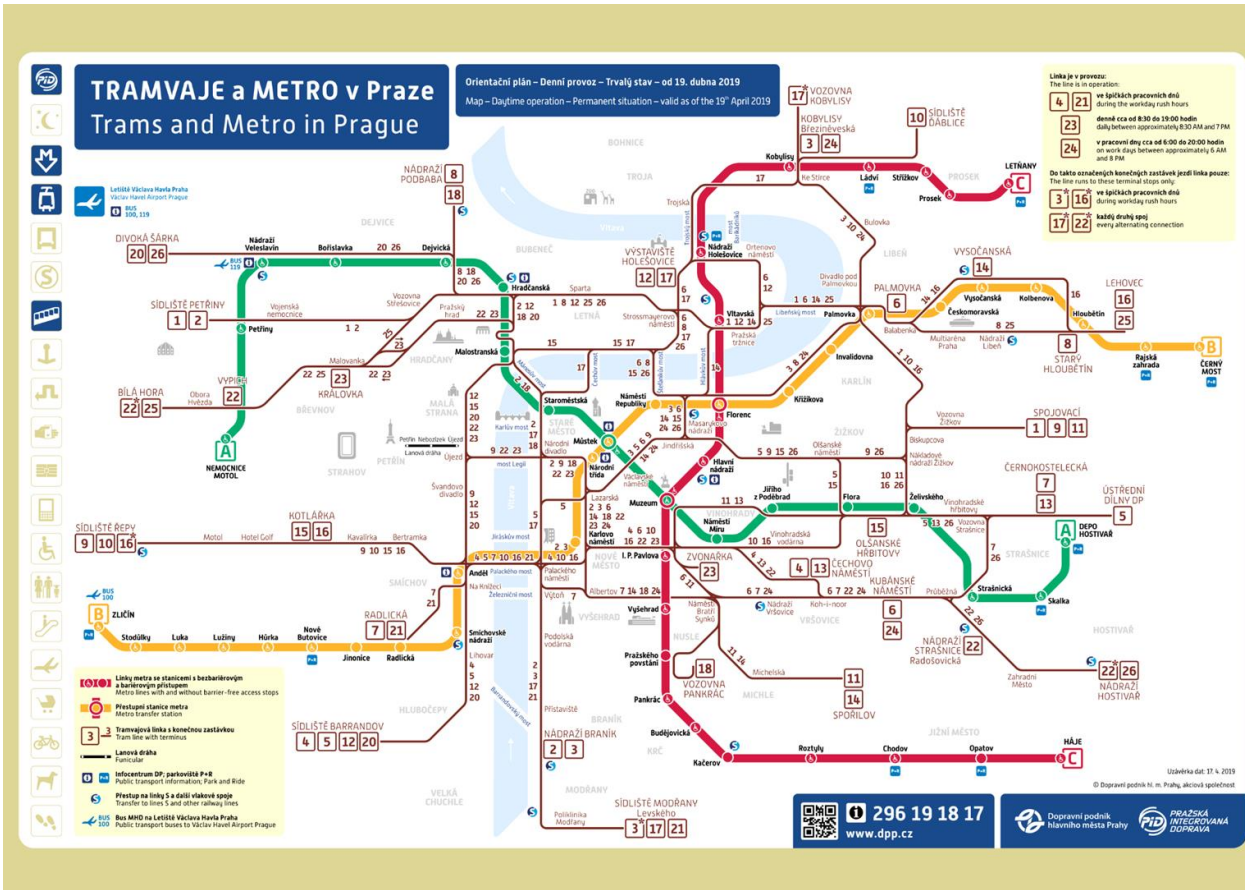
Private accommodation



Charles University Canteens



PUBLIC TRANSPORT



Prague public transport system:
3 metro lines
27 tram lines
150+ bus lines

Find **connections** and **timetables** [here](#)

With its **night timetable**, public transportation is available 24/7.




PUBLIC TRANSPORT

1) SINGLE TICKETS

- You can buy single tickets at the **newsagent's/ticket machines** at the airport/bus stops/via sms/by credit card in all trams.
- Within the chosen time frame (30 min, 90 min,..) you can change as many means of transport as you wish.
- You must **activate your ticket** once you enter the public transport/metro area.
- No student discount available.

All tickets are valid on all these means of transport:



Only  needs a special ticket!



Validity	Full price
30 min.	30 CZK
90 min.	40 CZK
24 hod.	120 CZK
72 hod.	330 CZK

PUBLIC TRANSPORT

2) TRAVEL PASSES

- Available for 30 days, 90 days or one year.
- You can buy them at **Info Centers** by metro stations.
- Discounted rates for students up to 26 years.

Students up to 26 years
Bring your student ID card
to buy the discounted pass

ATTENTION: it can take 24 hours for
your student profile to be uploaded on
your card.

Students over 26 years
no discounted rates 😞
Bring a document with you.



More information about public transport
in Prague can be found [here](#).



Pay extra attention to the traffic:
tram goes always first!




I am the boss

FOR YOUR SAFETY ON PUBLIC TRANSPORT...



**Beware of
pickpockets!**

GENERAL EMERGENCY



**General Emergency phone
number:
112**

Document and legal issues



Contact your Embassy or Consulate

Additional support in Emergency
and Crisis Situations



Send an email to emergency@cuni.cz

Psychological assistance



Send an email to counsel@ruk.cuni.cz
More information [here](#)



HEALTH INSURANCE

Students from the EU, EFTA countries – having EHIC card

- Before going to a doctor's, double check that he/she has a contract with the Czech Public Health Insurance System
- Your **EHIC card** covers **the costs of standard medical treatment**
- We recommend to register your EHIC card at a **Czech insurance provider** (VZP – or others).
VZP office address: Na Perštýně 6, Prague 1
- More information here.

Students from non-EU countries

- You are required to have **your private health insurance**.
- For Visa applications made after August 2, 2021, Health insurance must be may be taken out exclusively with Pojišťovna VZP, a.s. (Comprehensive Insurance).
- More information here.



LIBRARIES, PRINTING, WI-FI

Faculty libraries:

- located at **Hollar** and **Opletalova** building
- Free of charge, bring your student ID card
- Loan period 30 days, 2x extended



Other libraries:



Klementinum – historical library
located in the city center



National Library of Technology at Dejvicka

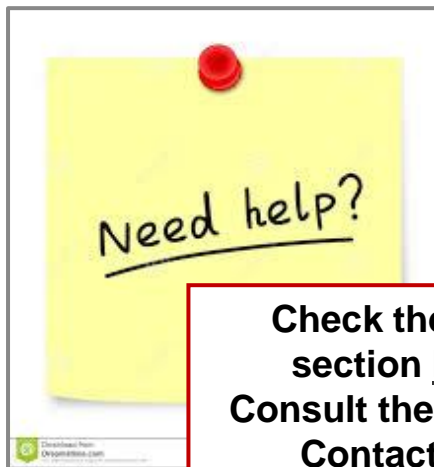
Wi-Fi: EDUROAM - <http://uvt.cuni.cz/UVTENG-20.html>

Printing: Available in dormitories, computer labs and libraries for a small charge.



CHECK LIST - WHAT TO DO UPON ARRIVAL

- ✓ Register at the **Foreign Police Office**
- ✓ Buy your **travel pass**
- ✓ EU nationals - **validate your Health Insurance** at VZP
- ✓ NON-EU nationals – **check that you have valid Health Insurance**



Check the web
section LIFE
Consult the manual
Contact us!

